



Phase II
Small Municipal
Separate Storm Sewer System Discharges
within the
State Of Oklahoma




Illicit Discharge Detection and Elimination

3rd Minimum Control Measure

ILLICIT DISCHARGE DETECTION AND ELIMINATION PERMIT REQUIREMENTS


- Develop, implement and enforce a program to detect and eliminate illicit discharges into your SMS4, including a dry weather field screening program to identify non-storm water flows.



- Develop, if not already completed, a storm sewer system map, showing the location of all outfalls and the names and location of all waters of the state that receive discharges from those outfalls.

PERMIT REQUIREMENTS

--continued--



- To the extent allowable under State or local law, effectively prohibit, through ordinance, or other regulatory mechanism, non-storm water discharges into your storm sewer system and implement appropriate enforcement procedures and actions. Where the permittee lacks legal authority for direct enforcement action, the program must include procedures to notify the DEQ when a party fails to comply with procedures or policies established by the permittee. The permittee may rely on the DEQ for assistance in enforcement of this provision of the permit in these cases.

PERMIT REQUIREMENTS

--continued--

- Develop and implement a plan to detect and address non-storm water discharges, including illegal dumping, to your system;




- Inform public employees, businesses, and the general public of hazards associated with illegal discharges and improper disposal of waste;

PERMIT REQUIREMENTS



- Develop a list of occasional incidental non-storm water discharges or flows as allowed in **PART I.B.2.** that will not be addressed as illicit discharges. These non-storm water discharges must not be reasonably expected (based on information available to the permittee) to be significant sources of pollutants to the SMS4, because of either the nature of the discharges or conditions you have established for allowing these discharges to your SMS4 (e.g., a charity car wash with appropriate controls on frequency, proximity to sensitive water bodies, BMPs on the wash water, etc.). You must document in your SWMP any local controls or conditions placed on the discharges. You must include a provision prohibiting any individual non-storm water discharge that is determined to be contributing significant amounts of pollutants to your MS4.

RATIONALE



You must document your decision process for the development of a storm water illicit discharge detection and elimination program. Your rationale must address your overall illicit discharge detection and elimination program and the individual BMPs, measurable goals, and responsible persons for your program.

RATIONALE --CONTINUED--

The rationale must include the following information, at a minimum:




➤ How you will develop a storm sewer map showing the location of all outfalls and the names and location of all receiving waters. Describe the sources of information you will use for the maps, and how you plan to verify the outfall locations with field surveys. If already completed, describe how you developed this map. Describe how your map will be regularly updated.



RATIONALE --CONTINUED--


➤ Describe the mechanism (ordinance or other regulatory mechanism) you will use to effectively prohibit illicit discharges into the SMS4 and why you chose that mechanism. If you need to develop this mechanism, describe your plan and a schedule to do so. If your ordinance or regulatory mechanism is already developed, include a copy of the relevant sections with your program.



➤ Describe your plan to ensure through appropriate enforcement procedures and actions that your illicit discharge ordinance (or other regulatory mechanism) is implemented.

RATIONALE --CONTINUED--


Describe your plan to detect and address illicit discharges to your system, including discharges from illegal dumping and spills. Your dry weather field screening plan to detect illicit discharges can rely on visual indicators and simple field test kits for most work where you are looking for indications of a problem. Laboratory methods could be reserved for situations where you have identified a problem and need to prove that you have traced the problem to a particular illicit discharger. Your description must address the following, at a minimum:



- (a) Procedures for locating priority areas which includes areas with higher likelihood of illicit connections (e.g., areas with older sanitary sewer lines, for example) or ambient sampling to locate impacted reaches.
- (b) Procedures to address on-site sewage disposal systems that flow into your storm drainage system.
- (c) Procedures for tracing the source of an illicit discharge, including the specific techniques you will use to detect the location of the source.
- (d) Procedures for removing the source of the illicit discharge.
- (e) Procedures for program evaluation and assessment.

RATIONALE --CONTINUED--

- Describe how you plan to inform public employees, businesses, and the general public of hazards associated with illegal discharges and improper disposal of waste. Include in your description how this plan will coordinate with your public education minimum measure and your pollution prevention/good housekeeping minimum measure programs.
- Identify who is responsible for overall management and implementation of your storm water illicit discharge detection and elimination program and, if different, who is responsible for each of the BMPs identified for this program.
- How you will evaluate the success of this minimum measure, including how you selected the measurable goals and target dates for each of the BMPs.



End of Presentation 3

